


STAMP Reporting Guide

ACCESSING TEST RESULTS

1. Go to <https://app.avantassessment.com/login>
2. Enter the Proctor/Results Password and click LOG IN



Please enter your login information
Access reports, access Avant ADVANCE, or take a test.

Test Code or Email

LOG IN

First time ADVANCE user?
[Enter your license key here.](#)

School/Sub-Organization – allows access to STAMP testing results for all testing groups with the sub-organization (usually school department). Test code and password are listed on master test code list for each building.

You will be given an option for either STAMP 4S Reports or WorldSpeak Reports. You should open 2 tabs on your computer, one for 4S and the other for WorldSpeak.

Please enter your login information

Choose a product

STAMP 4S Report

STAMP 4S Report

WorldSpeak Report

Testing Groups

Group Name ↓

EIS

EIS - Handwritten




Select the testing group of the building you are proctoring. Scroll towards the bottom of the page and a list of test takers will appear as soon as they start testing a section. You will monitor testing here.

STAMP Reporting Guide

DATE FILTER

The date filter defaults to showing test results from the last 6 months. To select a different date, type the date or click on the calendar, then, click **APPLY**. There are also presets that can be selected to show the **Last 3 Months**, **Last 6 Months**, and **Last Year** of testing. The Date Filter can also specify searching by **Start Date** or by **Recent Activity**.

DATE FILTER:

02/22/2019 to 08/22/2019  Key  

< February 2019 >

SU	MO	TU	WE	TH	FR	SA
					1	2
3	4	5	6	7	8	9
10	11	12	13	14	15	16
17	18	19	20	21	22	23
24	25	26	27	28		

< August 2019 >

SU	MO	TU	WE	TH	FR	SA
					1	2
3	4	5	6	7	8	9
10	11	12	13	14	15	16
17	18	19	20	21	22	23
24	25	26	27	28	29	30
31						

☒ Recent Activity

☐ Start Date

LAST 3 MONTHS

LAST 6 MONTHS

LAST YEAR

CANCEL **APPLY**

TEST STATUS EXPLANATIONS

NS Section Not Started

The test taker has not started this section of the test. If all sections are marked NS the test taker has completed only the Profile

IP Section In Progress

The test taker has started, but not completed this section of the test. For the Writing and Speaking sections, click the IP to see how many responses have been submitted.

SP Scoring In Progress

This section of the test is complete, but grading is not complete for one or more responses. Click the SP to see how many responses have been graded.

NR Not Ratable

STAMP Reporting Guide

Graders were not able to rate any of the responses in the section. To determine the cause, click the NR to review the test taker's responses. Possible reasons for "Not Ratable" Writing or Speaking responses include:


- Non-target language – The response is not in the target language
- Off-topic – The response does not relate to the item topic
- Violent/Profane – The response includes violent or inappropriate language
- No speaking – A Speaking response was submitted, but has only background noise or is not understandable
 - When reviewing Speaking responses before student leaves testing room, please consider if someone could hear and understand the recording. If the recording is not there or too quiet, you will need to contact Avant testing to have the Speaking section reset. Call Avant Assessment at 1-888-713-7887 to reset the entire speaking section. Please have the test code, student first and last name, and login code ready.

REVIEW SPEAKING RESPONSES

Once students have completed testing ensure that their speaking responses are clear and loud enough to be scored.

1. Select the students last name from the test monitoring page.
2. An informational window will appear on the right side of your screen. Speaking will be towards the bottom. Select the arrow next to Speaking, and the responses will appear.
3. Select each response and listen. You do not need to listen to the entire recording, just enough to confirm it is there and clear.

☐ [Report](#) [Last Name](#) ↑

☐  [Agilyants](#)

SPEAKING

Status/Score

Section Start Time: 11/13

Total Time in Section:

Section Completed Date: Nov

[Response 1](#)

[Response 2](#)

[Response 3](#)

TEST LISTS






The Test Instances list shows test login/profile information as well as results and status information for each test taker. These lists will start to show test takers and data as soon as the test taker creates a new test and completes the profile screen.

The column headers are interactive and can be clicked on to sort the data in the list.

STAMP Reporting Guide

List

Test Instances for 04/02/2017 - 10/02/2019

<input type="checkbox"/>	Report	Last Name ↑	First Name	Login Name	Reading	Scaled Reading	Writing	Listening	Scaled Listening	Speaking	Composite	Start Date	Finish Date	Length
<input type="checkbox"/>		Smith	Johnny	johnnys	NS	NS	NS	NS	NS	NS		02/21/2019 08:26AM		
<input type="checkbox"/>		Marks	Max	1549930	1	468	SP	NS	NS	NS		02/25/2019 08:36AM		61 mins
<input type="checkbox"/>		Kinde	Crystal	CrystalK	3	484	NR	4	525	NR	3.5	02/21/2019 08:29AM	02/28/2019 08:25AM	94 mins
<input type="checkbox"/>		Zimmer	Joseph	Joseph1	1	461	3	4	521	4	3	02/21/2019 08:27AM	02/25/2019 08:56AM	110 mins
<input type="checkbox"/>		Johnson	Jeff	100045557	4	514	SP	7	555	IP		02/21/2019 08:33AM		88 mins

RESULTS

Reading and Listening scores are available as soon as test takers complete those sections (refresh the page for updates). Writing and Speaking scores are typically available in 5 to 7 business days. Do not share any scores with students. These are incomplete and the credits earned are based on the lowest score to be recorded amongst all sections.

Reading	Scaled Reading	Writing	Listening	Scaled Listening	Speaking	Composite	READING	
6	532	3	7	577	4	5	WRITING	
1	468	NR	5	533	2	2.67	Status/Score	
3	484	3	4	525	3	3.25	Total Time in Section:	
1	461	3	4	521	4	3	Section Completed Date:	
4	514	3	7	555	4	4.5	Response 1 Score: 8	
							Response 2 Score: 4	
							Response 3 Score: 4	
							LISTENING	
							SPEAKING	

ACCESSING WRITING AND SPEAKING RESPONSES

You're able to see the written responses and listen to recorded audio responses that test takers submit. For the Writing and Speaking sections, click on the section score to bring up the section details. Click on Response 1, Response 2 or Response 3 to access the test taker's actual response for each specific task. This can also be helpful for understanding why responses were scored Not Ratable.